



District Report Card: 2017


State: Tamil Nadu	District: Salem
Class: 8	Subject: Language
Schools: 51	Students: 1137


Participation/Coverage


Students

GENDER 	Boys		Girls	
	Number	%	Number	%
	577	50.75	560	49.25

AREA 	Rural		Urban	
	Number	%	Number	%
	779	68.51	358	31.49

CATEGORY 	SC		ST		OBC		GEN	
	Number	%	Number	%	Number	%	Number	%
	246	21.64	24	2.11	808	71.06	59	5.19

CWSN 	LD	VI	HI	S&LD	ID	Oth
	0	0	1	0	8	1

Management 	Government		Government-aided	
	Number	%	Number	%
	887	78.01	250	21.99

Average Performance of Students in Language (%)

Overall	Gender		Area		Management		Social Group			
	Male	Female	Rural	Urban	Govt.	Aided	SC	ST	OBC	GEN
55.33	53.04	57.68	54.85	56.37	54.09	59.71	55.99	45.28	55.79	50.28

Performance on Learning Outcomes (LOs)

Learning Outcomes	Description	Average Performance(%)
L813	Read textual/non-textual materials with comprehension and identifies the details, characters, main idea and sequence of ideas and events while reading	55.33

Range of Performance of Students who Answered Correctly							
Below 30%		30% - 50%		50% - 75%		Above 75%	
Number	%	Number	%	Number	%	Number	%
179	15.74	308	27.09	404	35.53	246	21.64

Lowest Performing Learning Outcomes (LOs)

1 - Read textual/non-textual materials with comprehension and identifies the details, characters, main idea and sequence of ideas and events while reading (55.33)